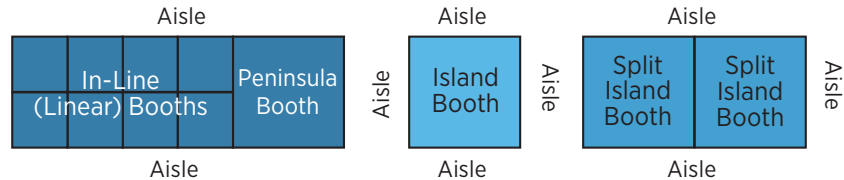


Please review the following booth specifications to ensure that your display meets the Exhibit Specifications. If your booth does not meet these specifications, you must submit a rendering of your display to Show Management for review. All booths, regardless of size, are required to follow these guidelines. For questions regarding booth specifications, please contact Show Management at (972) 536-6450.

To avoid additional costs (i.e. design cost or tear down of an unapproved structure) please obtain written approval before beginning production or construction of multi-story or covered exhibits. For advance approval and additional information, please email help@constructshow.com or fax (972) 536-6307.

Booth Configurations:



In-Line (Linear) Booth

Definition: Linear or In-Line Booths have only one (1) side exposed to an aisle and have at least one adjacent neighbor on either side of the booth.

Booth Equipment: Standard 10'x 10' In-Line Booths will be set with 8' high back drape and 3' high side drape. All booths must be carpeted or completely covered in professional floor covering.

Booths are most commonly 10' wide and 10' deep. No exhibit display or signage may exceed 12' in overall height. The maximum height of 12' is permitted on the back 5' section and a maximum height of 4' is permitted on the front 5' section. Please reference the diagram of allowable configurations. No hanging signage from the ceiling is allowed in an In-Line Booth. When three or more In-Line Booths are used as a single exhibit space, the 4' height limitation is applied only to that portion of exhibit space which is within 10' of an adjoining booth.

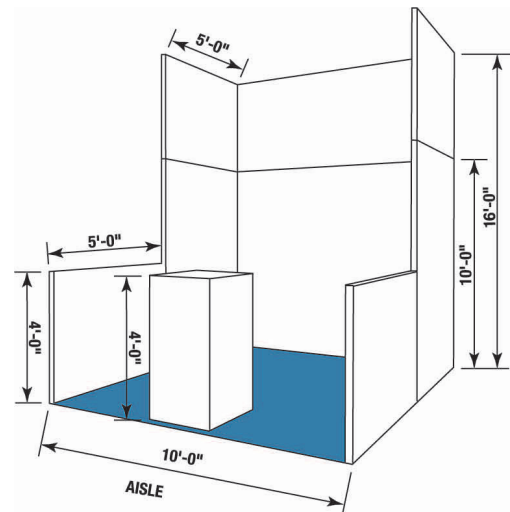
Any display material, signage, equipment and product over 8' must be professionally finished or draped on the back. Show Management will determine what is considered professionally finished. Signs, banners, logos, images, symbols or flags are not permitted on the backside of the backwall or sidewall facing neighboring booths.

A Corner Booth is an In-Line Booth exposed to aisles on two (2) sides. The same rules for In-Lines apply for Corner Booths.

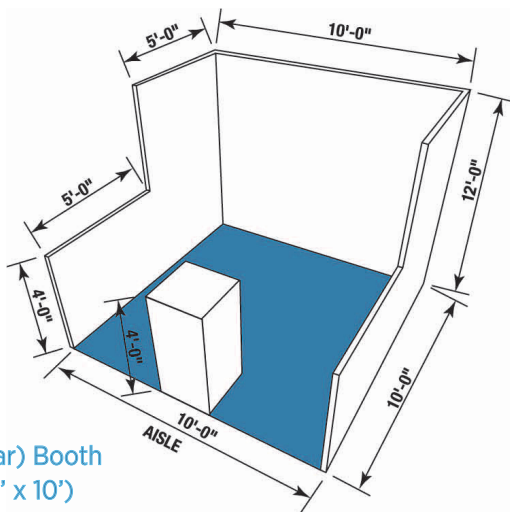
Perimeter In-Line Booth

Definition: A Perimeter Booth is an In-Line Booth that is the outermost aisle of booths that do not back up to another exhibit.

All guidelines for In-Line (Linear) Booths apply to Perimeter Booths except that the maximum backwall height allowed on the back 5' section is 16'. No hanging signage from ceiling is allowed in a Perimeter Booth. Please reference the drawing for a diagram of the allowable configurations.



Perimeter In-Line Booth
(Booths 10' x 10')

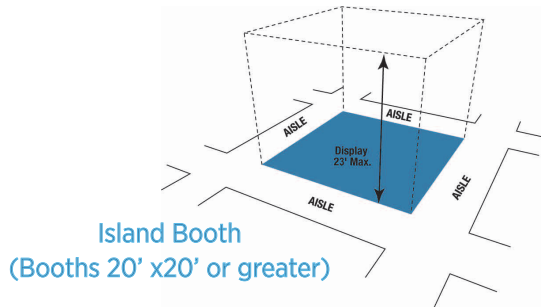


In-Line (Linear) Booth
(Booths 10' x 10')

Island Booths

Definition: An Island Booth is any size booth exposed to aisles on all four sides of the booth with no adjacent neighbors.

Exhibit fixtures, components and signage will be permitted up to a maximum height of 23'. Hanging signs from the ceiling are permitted in Island Booths that are 400 square feet and larger, but the top of the sign may not exceed 23' in overall height.

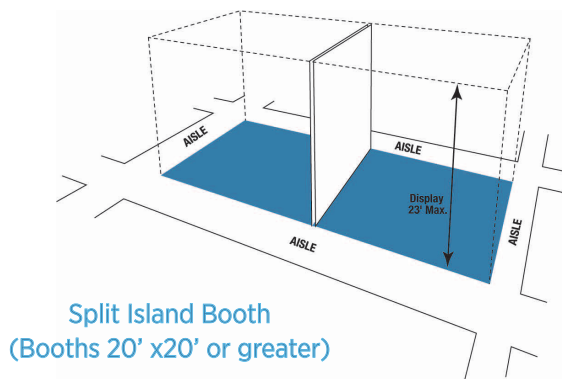


Island Booth

(Booths 20' x20' or greater)

Split Island Booths

Definition: A Split Island Booth is a Peninsula Booth which shares a common backwall with another Peninsula Booth. The entire cubic content of this booth may be used, up to the maximum allowable height of 23', without any backwall line of sight restrictions.

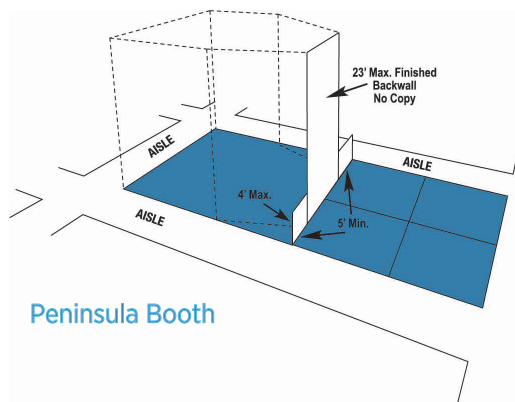


Split Island Booth

(Booths 20' x20' or greater)

Peninsula Booth

Definition: A Peninsula Booth is any size booth exposed to aisles on three sides and backs up to In-Line (Linear) booths. Peninsula booths are most commonly 20' wide by 20' deep or larger. Display, sidewalls and backwall will be permitted up to a maximum height of 23'; except in the 5' section on each side of the backwall which has a 4' maximum height for equipment, product, display material, signs, sidewall and backwall. Please reference the diagram. No signage is permitted on the backside of the backwall.



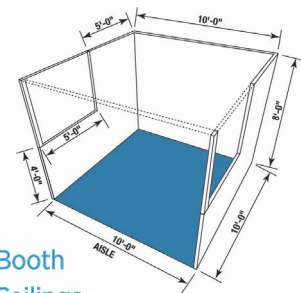
Peninsula Booth

Canopies, Ceilings and Multi-level Booths

Canopies, including ceilings, umbrellas and canopy frames, can be either decorative or functional (such as to shade computer monitors from ambient light or for hanging products). Canopies for In-Line (Linear) or Perimeter Booths should comply with line of sight requirements (see In-Line (Linear) Booth).

The base of the Canopy should not be lower than 7' from the floor within 5' of any aisle. Canopy supports should be no wider than 3". This applies to any booth configuration that has a sightline restriction, such as an In-Line (Linear) Booth.

Booth space that has 300 square feet or more of contiguous covered space require battery operated smoke detectors. Booths that are more than one story require Fire Marshal approval at least 60 days prior to installation. Booths that fall in this category may be required to provide sprinklers in the covered space. Please contact CONSTRUCT Operations to review these new regulations at (972) 536-6450.



In-Line (Linear) Booth
with Canopies or Ceilings

Hanging Signs

Hanging signs will be permitted in the following booths: Island, Peninsula and Split Island Booths (minimum 400 square feet) at a 23' maximum from floor to top of sign. Signs may be hung from the ceiling (where permitted), trusswork or equipment. Signs that will be hung from the ceiling or trusswork must be installed and dismantled by the Rigging Crew. For questions on hanging signs, please call Show Management at (972) 536-6450.

Unfinished Walls

Any unfinished walls are subject to review by Show Management. Should Show Management deem the backside of the booth "unsightly" and/or does not conform to the overall quality of the show, the exhibitor may be required to drape the backside of the booth at the exhibitor's expense.

***Note: Please make sure to review the specific facility guidelines in the Exhibitor Service Manual for additional detail. Regulations for products being featured in booths differ from the booth display regulations. If your product does not meet booth specifications, please call Show Management at (972) 536-6450.**